

## Affordable Housing Collection

## Why Choose Bristan?

When you're managing a project, let brassware be the least of your worries and trust in the UK's number one for taps and showers. Bristan products are expertly engineered and comprehensively tested to comply with key regulations and sustainability requirements.

Rigorously tested products, along with reliable guarantees and award-winning after care, for worry-free specification that makes choosing Bristan the easiest decision you'll make on every project.

Our product offering for the affordable housing market has been specially selected for their durability, ease of maintenance and generous guarantees – qualities we know you'll value.

Bristan understands that affordable doesn't mean cheap. So, you'll find the same attention to great quality, design and performance in all of our products, from our best-priced to our premium ranges.

## Our Values.

### Clearly Consistent

People should always know what to expect from us. We are focused on creating clarity and consistency in everything we do.

### Lasting Integrity

Authenticity and trust flow through our business every single day. This integrity is reflected in the quality and reliability of the products we create.

### Brilliantly Simple

We continue to build on our market leadership with products that are simply brilliant but brilliantly simple to source and use.



### Customer Inspired

We never forget that the customer is at the heart of our business. By paying close attention we will continually invigorate ourselves and our products.

### Complete Confidence

As a market leader, we believe in ourselves and our ability, we instill the same confidence in our customers and the partners we work with across everything we do.

# Contents

Meet the Specification Experts	6
Sustainability	8
Water Saving	12
Customer First	14
<b>Product Innovation</b>	
Wallmount 12	16
Eco Start	17
Easyfit	18
Part G Compliant	20
Your Requirements	23
<b>Product Collection</b>	
Bathroom	24
Bathroom Thermostatic	38
Shower Accessories	40
Showers	42
Kitchen	48



# Meet the Specification Experts



**Sophie Taylor**  
National Account Manager -  
Affordable Housing

Tel: 07880 727494  
Email: staylor@bristan.com



**Louise Smith**  
National Account Manager -  
Affordable Housing

Tel: 07584 504464  
Email: louisesmith@bristan.com



**Molly Rapley**  
Desk-based Account Manager -  
Affordable Housing

Tel: 01827 254218  
Email: mrapley@bristan.com

At Bristan, we pride ourselves on our £16m stock holding at Tamworth HQ, supported by the excellent forecasting and work done by our Supply Chain team. We can manage the end-to-end supply chain, so customers don't have to, with a 99.3% stock availability. Offering a 250,000 ft<sup>2</sup> warehouse, we are able to maintain stock levels ensuring our products are accessible for our Affordable Housing partners, and together we will not let you down with our 98% Completed On Time, In Full (COTIF).



## Customer care

"We are only a phone call away providing expert advice on installation, maintenance checks and general troubleshooting. Should there be a more complex problem, we will arrange for one of our field service engineers to visit your site. We also have a dedicated Housebuilders Customer Services Team, who will respond within 48 hours on all email enquiries. All customer care enquiries we receive from your customer we provide in a free monthly report."

Jade, Head of Customer Service and Support



## Our in-house testing and accreditation

"At every stage of development, we ensure our products pass through UKAS 17025 accreditation within our in-house testing centre. Checking for any defects, weak spots or design flaws, and only when they have fully passed every test do we add them to our product portfolio. We ensure our products are fully compliant to UK Water Regulations, which guarantees your specifications fall in line with regulations and byelaws covering water supply and fitting."

Adrian, Technical Manager



## A more sustainable approach

"We understand how crucial it is to meet Part G of the Building Regulations. So, we have ensured our 'every drop counts' approach to water efficiency is reflected in the number of products incorporating flow limiting features and our support for the European Water Label Scheme."

We also operate an ethical supply chain to limit consumption of non-renewable resources and reduce the environmental impact of our delivery vehicles. To further support our commitment to sustainability, we are also active members of the Supply Chain Sustainability School."

Chris, Bristan Product Lead





# Sustainability


Bristan Group strives to be an organisation that has a positive impact on our customers, our communities, and the environment.

Whilst we are proud of the actions we are taking, we acknowledge and are dedicated to do more. We are working with the Carbon Trust on their Route Net Zero Standard to reduce our carbon footprint year-on-year, looking at how we can better assist our team and local communities, and we are also regularly seeking consultation from industry experts on how to be a more sustainable organisation. We are devoted to a programme of continuous improvement.

## Environmental

From increasing the number of electric and hybrid vehicles within our fleet to fitting solar panels and improving the green credentials on our packaging, we are committed to reducing our carbon footprint year-on-year.

In 2021, we achieved a 7% reduction in our Scope 1 emissions vs 2020 and we signed up to be part of the Carbon Trust Route Net Zero Standard, which provides us with a framework and action plan to deliver annual savings and measure our achievements.



## Energy Efficiency

Through energy-saving and renewable initiatives we are committed to reducing our environmental impact. Solar panels have recently been added to our Tamworth head office which should generate an estimated 600kw/hours of electricity and further reduce our carbon footprint. The 666kWp panels will generate an average of 56% of the electricity we use on site and will allow us to export 44% of the generated electricity back to the grid. This will save over 100,000 kg CO2 per annum.



### Office Lighting

We have replaced all lighting with LEDs in our Tamworth HQ. This alone has resulted in us achieving a **6.9% reduction** in our carbon footprint.



### Sustainable Partnerships

Our primary merchandise supplier has partnered with Ecologi, who will plant at least one tree for each order we place with them.



### Hybrid Fleet

We have committed to switching to a hybrid-only fleet, reducing our CO2 emissions to **50g/km**.



### Energy Monitoring Meters

These have been installed to continuously track energy usage and identify opportunities for improvement.

# Waste Management & Recycling

We are proud to be a zero-to-landfill company. Our specialist waste management partner ensures that general waste is mechanically sorted to remove the recyclable materials, while any residual leftovers are thermally recovered to produce electricity.

## Recycling

We produce around 295 tonnes of waste every year and that is why we recycle, repurpose, or reuse waste materials in the following ways:



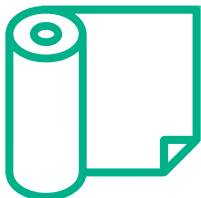
137 tonnes of waste cardboard in our warehouse operations are recycled into new cardboard every year.



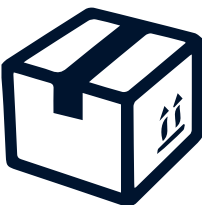
Boxes used in our automated machines are made of 100% recycled paper.



All ceramic waste is crushed and used as non-specification road-building material.



Our bonding and stretch film used to secure product onto pallets have both been replaced with 30% recycled material.



All our transit packaging is now made from recycled material.



All broken pallets and wood waste is used to make new pallets, shredded, and used in animal bedding or even converted to wood pellets for heating.



All our redundant e-waste equipment is securely recycled or refurbished to be used in schools and further education.



We have also begun a process of removing all unnecessary paper from our product packaging, switching to digital versions for all fitting instructions and maintenance information.

# Water Efficiency

Reducing our water consumption remains a top priority and we have adopted water-saving initiatives within the business and into our product range.

## Water-Efficient Products

As the UK's leading provider of taps & showers, we're able to offer our customers a comprehensive range of energy and water-saving solutions, through:



### Pre-fitted flow limiters

Limits the flow to as little as 3.5 litres of water per minute, helping to reduce water consumption.



### Self-closing 'push button' taps

Designed to meet BREEAM standards and reduce water waste.



### Timed flow controls

Allows water to turn off after a certain amount of time to meet BS EN 816 standard.



### Infrared taps

Offers significant water saving by automatically turning off when not in use.



### Eco Start taps

Where the boiler isn't unnecessarily fired when the tap lever is in the central position.



### Water Recycling

Our UKAS-accredited lab recycles 90% of the water used to carry out the endurance testing of our products.

# Water Saving

Installing water saving products not only helps the planet, it's good for homeowners too.

The average five-person household uses an estimated 493L of water a day\*. This equates to an annual water bill of £679 (for water and wastewater). But with Bristan's water saving taps and showers, we can bring those bills down for homeowners.

Our eco-friendly basin mixer taps feature built-in flow regulators to reduce the water flow to as little as 3.5 litres per minute, for greater water efficiency and smaller household bills.

## Flow Regulators and Aerators

Our flow regulators and aerators are easy to fit, and will help save money on water and heating year after year.

### Outlet Flow Regulators

Flow regulators can easily be retro fitted between a mixer body/shower valve **outlet** connection and the shower hose.

However, please note for **TMV2 approved products fitted on a combi boiler heating system**, it is recommended that flow regulators are fitted between the mixer body and **both shower valve inlet connections**.

This will ensure the valves performance is maintained, especially during the winter months, when the incoming water temperature is lower.

Bristan Code	Type	Colour
ECO SHW 04	4 litres per minute	Grey**
ECO SHW 05	5 litres per minute	Yellow**
ECO SHW 06	6 litres per minute	Black**
ECO SHW 07	7 litres per minute	Green
ECO SHW 08	8 litres per minute	White
ECO SHW 10	10 litres per minute	Blue
ECO SHW 14	14 litres per minute	Pink

\*Source: Southern Water  
\*\*Not suitable for use where products are fitted on a Combi system

# Tap Flow Regulators and Aerators

Type	Bristan Code	Flow Rate Reduced To	Colour
<b>Isolating Flow Limiter</b> A pair of tap isolators with 4 flow limiter options included	ECO ISOL BAS	3/4/5/6 litres per minute	–
<b>Flow Regulators</b> Suitable for use with the majority of Bristan basin pillar taps, basin, and sink mixers	ECO TAP1	1 litre per minute	Pink*
	ECO TAP2	2 litre per minute	Olive*
	ECO TAP3	3 litre per minute	Brown*
	ECO TAP4	4 litre per minute	Grey*
	ECO TAP5	5 litre per minute	Yellow*
	ECO TAP6	6 litre per minute	Black*
<b>Aerators</b> Aerates the water as well as regulating the flow to give a bubbly effect	ECO FBAS3.5	3.5 litres per minute	Blue**
	ECO SMBAS3.5	3.5 litres per minute	Black**
	ECO BAS3.5	3.5 litres per minute	Blue**
	ECO BAS4.5	4.5 litres per minute	Pink**
	ECO BAS6	6 litres per minute	Black**
<b>Spray Regulators</b>	ECO SPBAS 1.8	1.8 litres per minute (Spray Regulator)	Lime Green**
	ECO SPBAS 3.5	3.5 litres per minute (Spray Regulator)	Dark Blue**

\*Flow regulators which fit into tap tail \*\*Flow regulators which fit into tap spout

## Fitting a Flow Regulator to the tail of a tap



Step One

The flow regulator will fit into the inlet of the tap



Step Two

Carefully push the flow regulator into the inlet of the tap



Step Three

Connect the pipework to the tap in the usual way

## Fitting an Aerator/Spray Regulator to a tap spout



Step One

Carefully remove the existing flow straightener



Step Two

Screw the new flow regulating aerator into place



Step Three

Carefully tighten into the tap using a suitable spanner

## Customer First

From national and regional housing associations to city councils, we've worked with affordable and social housing providers of every kind.

We understand the needs of the procurement teams we work alongside, and as a true specification partner to them we offer sound, expert advice which ticks the boxes of function, cost and style.

Whether you are looking for bathroom and kitchen products for a new build affordable housing project, or you need easy-to-fit, robust replacements as part of your maintenance work, we can guide you to the right products for your homes.



## Guaranteed for 10 years.

Our taps are built around cartridges tested to 500,000 cycles with improved flow rates and smoother operation.\*



\*Exclusions, terms and conditions apply. See [bristan.com](https://bristan.com) for details.



## Bar showers made easy with Wallmount 12

### Bar showers made easy with Wallmount 12

The award-winning Wallmount 12 fixing kit sits in front of the tiling on the pipework, allowing you to isolate the water supply with no need to go behind the wall. Saving you time when installing, maintaining or replacing a bar shower valve.

- First fix – mini ball isolation valves on the inlet feeds that can be accessed from the front of the wall
- Isolate the water supply – no need to switch it off at the mains
- Easy replacement – no need to change the pipework for future installations
- Exclusively available on selected Bristan bar showers

Wallmount 12  
Integral mini-ball isolation valves



Scan to  
learn more




## Save Money and Energy with Eco Start

When the tap handle is in the central position, the water will always start cold, unlike a standard mixer tap where, even in the central position, your boiler will normally fire up each time

Eco Start  
now available  
on selective  
kitchen  
taps



Scan to  
learn more





# EASYFIT.

The simple top fix kitchen tap system from Bristan. All in one box with everything you need to install in minutes.



## EASYFIT


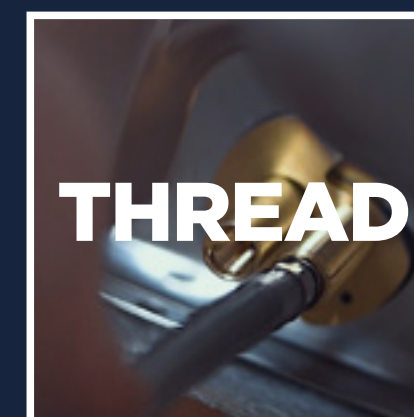
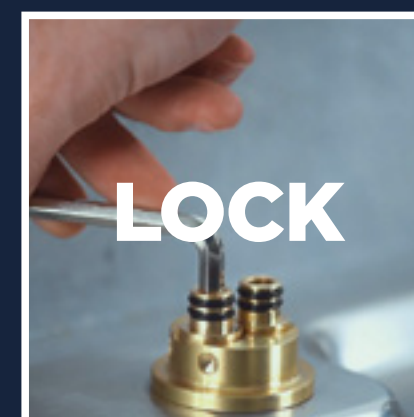
Bristan's well-established Easyfit range has been developed to make kitchen tap installations even easier. Featuring innovative Top Fix technology, our range of kitchen taps can be easily installed in a matter of minutes.

All Easyfit products are supplied with everything you need in the box, including:


- An Allen key
- Isolation valves
- Easyfit base
- Easyfit tool
- Flexi tails

They also feature ceramic cartridges for added durability and smooth operation, and metal fixings for longevity.

Easyfit kitchen taps have been rigorously tested and come with the backing of Bristan's 10-year parts guarantee\*, and exceptional after-sales support.



Scan to  
learn more



\*Terms and conditions apply. See Bristan.com for full details



## Family Safe - Part G Compliant

A crucial part of being Part G compliant is ensuring that baths in new homes and rental properties have thermostatic control of water temperatures. To guard against scalding, especially in properties that may be home to vulnerable groups such as young children and the elderly, all baths are required to fit a device that limits the hot water to a maximum of 48°C.

Our range of market leading thermostatic mixing valves offer full compliance and peace of mind to the housebuilder, housing provider and homeowner.

Rigorously tested products, along with reliable guarantees and award-winning after care, makes choosing Bristan the easiest decision you'll make.

For more information on Part G compliance, visit [www.planningportal.gov.uk](http://www.planningportal.gov.uk)



Bristan Product Code: MT503CP





# Your Requirements

RM

## Repair and Maintenance

Repairs and maintenance require significant investment from your annual budget to ensure properties remain safe, comfortable and efficient for the tenants who call them home. To help you carry out responsive works, we've ensured that all of our products recommended here are easy to install. This means that repairs and replacements can be carried out with less fuss and there's less disruption to your tenants.

PW

## Planned Works

With Authorities driving an annual scheduled program of 'Planned Works', it's really important that Bristan have a comprehensive range of products that are suitable of for all types of property. The commitment to plan and perform renovations to a set number of bathrooms and kitchens relies heavily on a partnership approach. Working with Bristan means you have the reassurance of quality products that meet all compliance and legislative requirements, plus guaranteed next day delivery if you should need it. Bristan develops products that offer ease of ongoing maintenance so that your programme of planned and cyclical building works ensures that buildings stay in good repair and condition.

NB

## New Build

New builds can be challenging for social housing providers, when budgets are modest yet expectations are high. We offer a range of approved bathroom and kitchen products which are ideal for new build projects. Every product is easy to use and ensures safer interactions with hot water, so they are perfect for tenants, young and old.

“Our portfolio of products meet the necessary regulatory requirements too, so it's even easier to ensure your homes continue to meet the latest quality and efficiency standards.

“What is more, our core range of kitchen and bathroom taps come with a 10-year parts guarantee (some exclusions apply), for complete peace of mind when specifying your next project.”



Value  
Bathroom Taps



Value

**Basin Mixer**  
VAL2 BAS C CD  
RM  
Spout projection 120mm  
3" (76mm) metal lever handle  
Long life and easy to use ¼ turn ceramic disc valve  
Metal back nut for added durability



Also available in  
Club and X-head



**Basin Taps**  
VAL2 1/2 C CD  
RM  
Spout projection 85mm  
Long life 1/4 turn ceramic disc valves for added durability and smooth control.  
Robust metal fixing nut to secure the tap in place reducing the risk of loosening over time.  
A hard-wearing, flawless, scratch resistant chrome finish that lasts for years.



**Bath Taps**  
VAL2 3/4 C CD  
RM  
Spout projection 90mm  
Long life 1/4 turn ceramic disc valves for added durability and smooth control.  
Robust metal fixing nut to secure the tap in place reducing the risk of loosening over time.  
A hard-wearing, flawless, scratch resistant chrome finish that lasts for years.



**Bath Filler**  
VAL2 BF C CD  
RM  
Spout projection 115mm  
Long life 1/4 turn ceramic disc valves for added durability and smooth control.  
Robust metal fixing nut to secure the tap in place reducing the risk of loosening over time.  
A hard-wearing, flawless, scratch resistant chrome finish that lasts for years.

Value



**Bath Shower Mixer**  
VAL2 BSM C CD  
RM  
Spout projection 115mm  
Long life 1/4 turn ceramic disc valves for added durability and smooth control.  
Robust metal fixing nut to secure the tap in place reducing the risk of loosening over time.  
A hard-wearing, flawless, scratch resistant chrome finish that lasts for years.



**Tap Reviver**  
R 1/2 LEV  
RM  
Suitable for use with most 1/2" 5412 and 1/2" 1010 taps.  
Includes a pair of handles and standard valves.  
Pack also includes various spacers and washers for use in different configurations to meet various tap seating depths.  
Suitable for pressures between 0.2bar and 5.0bar.



**TMV3 Blending Valve**  
MT503CP  
RM  
15mm Thermostatic Mixing Valve. Automatic shutoff in the event of hot or cold water supply failure. Check valves and serviceable filters as standard.  
Operates at a maximum pressure differential of 10:1.  
High pressure bath fill Part G compliant.



Value Basin Taps

# Aster

## Bathroom Taps



ESSENTIALS

## Aster

A simple, contemporary yet accessible style that looks great in any bathroom



TMV3 Blending Valve  
MT503CP  
PW NB  
see page 20



**Basin Mixer with Clicker Waste**  
AST BAS C  
PW NB  
Spout projection 94mm  
Long life ceramic cartridge for added durability and smooth control.  
A hard-wearing, flawless, scratch resistant chrome finish that lasts for years.



**Bath Shower Mixer**  
AST BSM C  
PW NB  
Spout projection 118mm  
Long life 1/4 turn ceramic disc valves for added durability and smooth control.  
Robust metal fixing nut to secure the tap in place reducing the risk of loosening over time.  
A hard-wearing, flawless, scratch resistant chrome finish that lasts for years.



**Bath Filler**  
AST BF C  
PW NB  
Spout projection 116mm  
Long life 1/4 turn ceramic disc valves for added durability and smooth control.  
Robust metal fixing nut to secure the tap in place reducing the risk of loosening over time.  
A hard-wearing, flawless, scratch resistant chrome finish that lasts for years.

# Iris



ESSENTIALS

## Iris

A simple loop handle that's easy to use and complements any bathroom



TMV3 Blending Valve  
MT503CP  
PW NB  
see page 20



**Basin Mixer with Clicker Waste**  
IRS BAS C  
PW NB  
Spout projection 95mm  
Long life ceramic cartridge for added durability and smooth control.  
A hard-wearing, flawless, scratch resistant chrome finish that lasts for years.



**Bath Shower Mixer**  
IRS BSM C  
PW NB  
Spout projection 112mm  
Long life 1/4 turn ceramic disc valves for added durability and smooth control.  
Robust metal fixing nut to secure the tap in place reducing the risk of loosening over time.  
A hard-wearing, flawless, scratch resistant chrome finish that lasts for years.



**Bath Filler**  
IRS BF C  
PW NB  
Spout projection 114mm  
Long life 1/4 turn ceramic disc valves for added durability and smooth control.  
Robust metal fixing nut to secure the tap in place reducing the risk of loosening over time.  
A hard-wearing, flawless, scratch resistant chrome finish that lasts for years.

Mios  
Bathroom Taps



Mios

A contemporary design that will make a statement in any bathroom



**Basin Mixer with Clicker Waste**  
MIO BAS C  
PW NB  
Spout projection 96mm  
Long life ceramic cartridge for added durability and smooth control.  
A hard-wearing, flawless, scratch resistant chrome finish that lasts for years.



**Basin Taps**  
MIO 1/2 C  
PW RH  
Spout projection 98mm  
Long life 1/4 turn ceramic disc valves for added durability and smooth control.  
Robust metal fixing nut to secure the tap in place reducing the risk of loosening over time.  
A hard-wearing, flawless, scratch resistant chrome finish that lasts for years.



**Bath Taps**  
MIO 3/4 C  
PW RH  
Spout projection 100mm  
Long life 1/4 turn ceramic disc valves for added durability and smooth control.  
Robust metal fixing nut to secure the tap in place reducing the risk of loosening over time.  
A hard-wearing, flawless, scratch resistant chrome finish that lasts for years.



**Bath Shower Mixer**  
MIO BSM C  
PW NB  
Spout projection 95mm  
Long life 1/4 turn ceramic disc valves for added durability and smooth control.  
Robust metal fixing nut to secure the tap in place reducing the risk of loosening over time.  
A hard-wearing, flawless, scratch resistant chrome finish that lasts for years.



**Bath Filler**  
MIO BF C  
PW NB  
Spout projection 95mm  
Long life 1/4 turn ceramic disc valves for added durability and smooth control.  
Robust metal fixing nut to secure the tap in place reducing the risk of loosening over time.  
A hard-wearing, flawless, scratch resistant chrome finish that lasts for years.

Mios



# Naxos

## Bathroom Taps



# Naxos

A contemporary crosshead design that will make a statement in any bathroom



TMV3 Blending Valve  
MT503CP  
PW NB  
see page 20

# Niva



# Niva

A bold square design that will make a statement in any bathroom



TMV3 Blending Valve  
MT503CP  
PW NB  
see page 20



**Basin Mixer with Clicker Waste**  
NAX BAS C  
PW NB  
Spout projection 142mm  
Long life ceramic cartridge for added durability and smooth control.  
A hard-wearing, flawless, scratch resistant chrome finish that lasts for years.



**Bath Shower Mixer**  
NAX BSM C  
PW NB  
Spout projection 110mm  
Long life 1/4 turn ceramic disc valves for added durability and smooth control.  
Robust metal fixing nut to secure the tap in place reducing the risk of loosening over time.  
A hard-wearing, flawless, scratch resistant chrome finish that lasts for years.



**Bath Filler**  
NAX BF C  
PW NB  
Spout projection 110mm  
Long life 1/4 turn ceramic disc valves for added durability and smooth control.  
Robust metal fixing nut to secure the tap in place reducing the risk of loosening over time.  
A hard-wearing, flawless, scratch resistant chrome finish that lasts for years.



**Basin Mixer with Clicker Waste**  
NVA BAS C  
PW NB  
Spout projection 90mm  
Long life ceramic cartridge for added durability and smooth control.  
A hard-wearing, flawless, scratch resistant chrome finish that lasts for years



**Bath Shower Mixer**  
NVA BSM C  
PW NB  
Spout projection 95mm  
Long life 1/4 turn ceramic disc valves for added durability and smooth control.  
Robust metal fixing nut to secure the tap in place reducing the risk of loosening over time.  
A hard-wearing, flawless, scratch resistant chrome finish that lasts for years



**Bath Filler**  
NVA BF C  
PW NB  
Spout projection 95mm  
Long life 1/4 turn ceramic disc valves for added durability and smooth control.  
Robust metal fixing nut to secure the tap in place reducing the risk of loosening over time.  
A hard-wearing, flawless, scratch resistant chrome finish that lasts for years



Opus  
Bathroom Taps



Opus

A modern style with an easy to use handle



Basin Mixer with Clicker Waste

OPS BAS C  
PW NB  
Spout projection 100mm  
Long life ceramic cartridge for added durability and smooth control.  
A hard-wearing, flawless, scratch resistant chrome finish that lasts for years



Bath Shower Mixer

OPS BSM C  
PW NB  
Spout projection 112mm  
Long life 1/4 turn ceramic disc valves for added durability and smooth control.  
Robust metal fixing nut to secure the tap in place reducing the risk of loosening over time.  
A hard-wearing, flawless, scratch resistant chrome finish that lasts for years



Bath Filler

OPS BF C  
PW NB  
Spout projection 115mm  
Long life 1/4 turn ceramic disc valves for added durability and smooth control.  
Robust metal fixing nut to secure the tap in place reducing the risk of loosening over time.  
A hard-wearing, flawless, scratch resistant chrome finish that lasts for years



Also available in alternative finishes

Molida

A European inspired tap, featuring a diamond knurling pattern on the handle to add a touch of depth and elegance. The Molida basin mixer comes complete with Eco Start technology, saving energy by having cold water as the default central start position of the tap handle.



Eco Start Basin Mixer with Clicker Waste

MOL ES BAS C  
RM PW NB  
Spout projection 125mm  
This tap has a 5 litres per minute flow regulator, reducing the amount of water you use.  
Long life ceramic cartridge for added durability and smooth control.  
A hard-wearing, flawless, scratch resistant chrome finish that lasts for years.



Bath Shower Mixer

MOL BSM C  
RM PW NB  
Spout projection 115mm  
Long life 1/4 turn ceramic disc valves for added durability and smooth control.  
Robust metal fixing nut to secure the tap in place reducing the risk of loosening over time.  
A hard-wearing, flawless, scratch resistant chrome finish that lasts for years.



Bath Filler

MOL BF C  
RM PW NB  
Spout projection 115mm  
Long life 1/4 turn ceramic disc valves for added durability and smooth control.  
Robust metal fixing nut to secure the tap in place reducing the risk of loosening over time.  
A hard-wearing, flawless, scratch resistant chrome finish that lasts for years.

Orta  
Bathroom Taps



Orta

Perfect contemporary range to refurb  
a bathroom instantly



TMV3 Blending Valve  
MT503CP  
PW NB  
see page 20



Basin Mixer with Clicker Waste  
OR BAS C  
PW NB  
Spout projection 94mm  
Fitted with a flow regulator, limiting  
the flow of water to 5 litres per minute,  
reducing the amount of water used.  
Long life ceramic cartridge for added  
durability and smooth control.  
A hard-wearing, flawless, scratch  
resistant chrome finish that lasts  
for years



Basin Taps  
OR 1/2 C  
PW NB  
Spout projection 82mm  
Long life 1/4 turn ceramic disc valves for  
added durability and smooth control.  
Robust metal fixing nut to secure the tap  
in place reducing the risk of loosening  
over time.  
A hard-wearing, flawless, scratch  
resistant chrome finish that lasts  
for years



Bath Taps  
OR 3/4 C  
PW NB  
Spout projection 83mm  
Long life 1/4 turn ceramic disc valves for  
added durability and smooth control.  
Robust metal fixing nut to secure the tap  
in place reducing the risk of loosening  
over time.  
A hard-wearing, flawless, scratch  
resistant chrome finish that lasts  
for years.

Orta



Bath Shower Mixer  
OR BSM C  
PW NB  
Spout projection 110mm  
Long life 1/4 turn ceramic disc valves for  
added durability and smooth control.  
Robust metal fixing nut to secure the tap  
in place reducing the risk of loosening  
over time.  
A hard-wearing, flawless, scratch  
resistant chrome finish that lasts  
for years



Bath Filler  
OR BF C  
PW NB  
Spout projection 110mm  
Long life 1/4 turn ceramic disc valves for  
added durability and smooth control.  
Robust metal fixing nut to secure the tap  
in place reducing the risk of loosening  
over time.  
A hard-wearing, flawless, scratch  
resistant chrome finish that lasts  
for years



Orta Basin Mixer

Design Utility  
Bathroom Taps



Design Utility

Enlarged tap handles with clear hot and cold markings, ideal for spaces where ease of use is important



TMV3 Blending Valve  
MT503CP  
PW NB  
see page 20



Basin Mixer with Clicker Waste  
DUL BAS C  
PW NB  
Spout projection 75mm  
Long life ceramic cartridge for added durability and smooth control.  
A hard-wearing, flawless, scratch resistant chrome finish that lasts for years



Basin Taps  
DUL 1/2 C  
PW NB  
Spout projection 70mm  
Long life 1/4 turn ceramic disc valves for added durability and smooth control.  
Robust metal fixing nut to secure the tap in place reducing the risk of loosening over time.  
A hard-wearing, flawless, scratch resistant chrome finish that lasts for years



Bath Taps  
DUL 3/4 C  
PW NB  
Spout projection 80mm  
Long life 1/4 turn ceramic disc valves for added durability and smooth control.  
Robust metal fixing nut to secure the tap in place reducing the risk of loosening over time.  
A hard-wearing, flawless, scratch resistant chrome finish that lasts for years.

Design Utility



Bath Shower Mixer  
DUL BSM C  
PW NB  
Spout projection 110mm  
Long life 1/4 turn ceramic disc valves for added durability and smooth control.  
Robust metal fixing nut to secure the tap in place reducing the risk of loosening over time.  
A hard-wearing, flawless, scratch resistant chrome finish that lasts for years



Bath Filler  
DUL BF C  
PW NB  
Spout projection 110mm  
Long life 1/4 turn ceramic disc valves for added durability and smooth control.  
Robust metal fixing nut to secure the tap in place reducing the risk of loosening over time.  
A hard-wearing, flawless, scratch resistant chrome finish that lasts for years



Design Utility  
Basin Mixer



Artisan



Artisan

Thermostatic shower range, family safe features and precise temperature technology



**Thermostatic Bath Shower Mixer**  
AR2 THBSM C  
RM PW NB  
Spout projection 145mm  
Thermostatic control for bath and shower.  
Dual control - flow and temperature are controlled separately.  
Pre-set maximum temperature at 38°C can be overridden by the user.  
Can be wall mounted using WMNT10 C



**Thermostatic Lever Bath Shower Mixer**  
AR2 THLBSM C  
RM PW NB  
Spout projection 145mm  
Thermostatic control for bath and shower.  
Dual control - flow and temperature are controlled separately.  
Pre-set maximum temperature at 38°C can be overridden by the user.  
Can be wall mounted using WMNT10 C



**Thermostatic Lever Bath Filler**  
AR2 THLBF C  
RM PW NB  
Spout projection 145mm  
Thermostatic control for bath.  
Dual control - flow and temperature are controlled separately.  
Pre-set maximum temperature at 38°C can be overridden by the user.  
Can be wall mounted using WMNT10 C



**Thermostatic Bath Filler**  
AR2 THBF C  
RM PW NB  
Spout projection 145mm  
Thermostatic control for bath.  
Dual control - flow and temperature are controlled separately.  
Pre-set maximum temperature at 38°C can be overridden by the user.  
Can be wall mounted using WMNT10 C

Assure



Assure

**Thermostatic Bath Shower Mixer**  
AS2 THBSM C  
RM PW NB  
Spout projection 155mm  
TMV2 thermostatic control for a higher level of performance and protection.  
Dual control - flow and temperature are controlled separately.  
Pre-set maximum temperature at 38°C can be overridden by the user.  
Can be wall mounted using WMNT10 C



Design Utility

**Design Utility Thermostatic Bath Shower Mixer**  
DUL3 THBSM C  
RM PW NB  
Spout projection 155mm  
TMV2 thermostatic control for a higher level of performance and protection.  
Dual control - flow and temperature are controlled separately.  
Pre-set maximum temperature at 38°C can be overridden by the user.  
Can be wall mounted using WMNT10 C





Shower Accessories

Round

Shower Kit with Single Function Handset  
KIT100 C  
RM PW NB  
Rail height 600mm  
Includes 1.5m hose, riser rail, rub-clean anti-limescale handset and hose retainer



Evo

Shower Kit with Rub Clean Handset  
EVC KIT01 2M C  
RM PW NB  
Rail height 650mm  
Includes 2m hose, adjustable fixing brackets, rub-clean anti-limescale handset and hose retainer  
Supplied with 8L/min flow limiter



Evo

Shower Kit with 3 Function Rub Clean Handset and Shelf  
EVF KIT03 C  
RM PW NB  
Rail height 650mm  
Includes 1.5m easy-clean hose, adjustable fixing brackets, multi-function rub-clean anti-limescale handset, hose retainer and shelf  
Supplied with 8L/min flow limiter



Shower Accessories

Casino

Shower Kit with Large Three Function Handset  
CAS KIT01  
RM PW NB  
Rail height 685mm  
Includes 1.75m easy clean hose, adjustable fixing brackets, multi-function rub-clean anti-limescale handset and hose retainer



Casino

Shower Kit with Large Multi Function Handset  
CAS KIT03 C  
RM PW NB  
Rail height 650mm  
Includes 1.75m hose, adjustable fixing brackets, multi-function rub-clean anti-limescale handset, hose retainer and soap dish



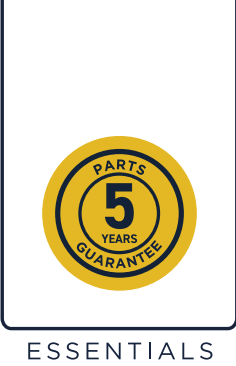
Casino

Shower Kit with Large 3 Function Push Button Handset Easy Clean Hose  
CAS KIT05 C  
RM PW NB  
Rail height 685mm  
Includes 1.75m hose, adjustable fixing brackets, multi-function rub-clean anti-limescale handset, hose retainer and soap dish



# Zing

Showers



## Zing

### Zing Safe Touch Bar Shower

ZI SHXSMCT C

RM PW

Cold water feed surrounds the hot water to ensure the valve is safe to touch by all the family. Thermostatic cartridge with preset temperature safety stop at 38°C for family-safe showering. A higher temperature can be selected, if required, by selecting the override function.



# Zing2



## Zing2

### Zing2 Rigid Riser Bar Shower

ZI SHXDIVSMFF C

NB

Supplied with Bristan's Wallmount 10 fast fixing kit for easier retro installation. Telescopic riser so you can adjust the height to suit the space. Dual control - Flow and temperature are controlled separately giving accurate control of both. Thermostatic cartridge with preset temperature safety stop at 38°C for family-safe showering. A higher temperature can be selected, if required, by selecting the override function. Automatic shut-off in the event of hot or cold water supply failure for family safe showering.



Frenzy  
Showers



Supplied with  
Wallmount12  
fixing kit  
see pages 16 & 17



Frenzy

Frenzy Thermostatic Bar Shower

FZ SHXMMCTFF C

RM PW NB

Supplied with a fast fit Wallmount 12 fixing kit with built-in front of wall isolation valves on both the hot and cold feed, making it simple to fit, maintain and replace.  
Safe Touch technology ensures the valve stays cool to the touch while in use.  
Dual control - Flow and temperature are controlled separately giving accurate control of both.  
Thermostatic cartridge with preset temperature safety stop at 38°C for family-safe showering. A higher temperature can be selected, if required, by selecting the override function.  
Automatic shut-off in the event of hot or cold water supply failure for family safe showering



Artisan



Supplied with  
Wallmount12  
fixing kit  
see pages 16 & 17



Artisan

Artisan Thermostatic Bar Shower

AR2 SHXMTFF C

NB

Supplied with a fast fit Wallmount 12 fixing kit with built-in front of wall isolation valves on both the hot and cold feed, making it simple to fit, maintain and replace.  
Safe Touch technology ensures the valve stays cool to the touch while in use.  
Adjustable fixing brackets on riser rail enables existing screw holes to be used.  
Dual control - Flow and temperature are controlled separately giving accurate control of both.  
Thermostatic cartridge with preset temperature safety stop at 38°C for family-safe showering. A higher temperature can be selected, if required, by selecting the override function.  
Automatic shut-off in the event of hot or cold water supply failure for family safe showering





Buzz  
Showers



Buzz

Buzz Rigid Riser Bar Mixer

BUZ2 SHXDIVCTFF C

NB

Supplied with a fast fit Wallmount 12 fixing kit with built-in front of wall isolation valves on both the hot and cold feed, making it simple to fit, maintain and replace.  
Safe Touch technology ensures the valve stays cool to the touch while in use.  
Telescopic riser so you can adjust the height to suit the space.  
Integral two outlet diverter so you can easily switch between the handset or drench head.  
Dual control - Flow and temperature are controlled separately giving accurate control of both.  
Thermostatic cartridge with preset temperature safety stop at 38°C for family-safe showering. A higher temperature can be selected, if required, by selecting the override function



Craze



Craze

Craze Rigid Riser Bar Mixer

CRZ2 SHXDIVCTFF C

NB

Supplied with a fast fit Wallmount 12 fixing kit with built-in front of wall isolation valves on both the hot and cold feed, making it simple to fit, maintain and replace.  
Safe Touch technology ensures the valve stays cool to the touch while in use.  
Telescopic riser so you can adjust the height to suit the space.  
Integral two outlet diverter so you can easily switch between the handset or drench head.  
Dual control - Flow and temperature are controlled separately giving accurate control of both.  
Thermostatic cartridge with preset temperature safety stop at 38°C for family-safe showering. A higher temperature can be selected, if required, by selecting the override function





Value Kitchen



Value Lever

A classic design with easy to use controls



Essentials Kitchen



Essentials

Versatile designs that will complement any kitchen



High Neck Pillar Taps  
VAL2 HNK C CD

3" lever handle. Height 165mm  
Spout projection 85mm  
Long life 1/4 turn ceramic disc valves for added durability and smooth control.  
Robust metal fixing nut to secure the tap in place reducing the risk of loosening over time.  
A hard-wearing, flawless, scratch resistant chrome finish that lasts for years



Deck Sink Mixer  
VAL2 DSM C CD

Available in 3" or 6" lever handle  
Height 260mm  
Spout projection 200mm  
Swivel spout for easy use.  
Long life 1/4 turn ceramic disc valves for added durability and smooth control.  
Dual flow prevents hot water entering the mains supply



Monobloc Sink Mixer  
VAL2 SNK C CD

3" lever handle  
Height 280mm  
Spout projection 200mm  
Swivel spout for easy use.  
Long life 1/4 turn ceramic disc valves for added durability and smooth control



Cello Sink Mixer  
CE SNK C

Height 114mm  
Spout projection 216mm  
Swivel spout for easy use.  
Long life ceramic cartridge for added durability and ease of use



Dune Sink Mixer  
DU SNK C

Height 361mm  
Spout projection 194mm  
Swivel spout for easy use.  
Long life ceramic cartridge for added durability and ease of use



Pinnacle Sink Mixer  
PI SNK C

Height 264mm  
Spout projection 176mm  
Swivel spout for easy use.  
Long life ceramic cartridge for added durability and ease of use

Manhattan  
Kitchen Taps




Manhattan | Cinnamon



Manhattan

**Manhattan Easyfit Sink Mixer**  
MH SNK EF C  
PW NB  
Height 250mm  
Spout projection 220mm  
Also available in White  
MH SNK EF WHT  
Unique patented Easyfit top fix design, for simple installation from above the sink.  
Swivel spout for easy use.  
Long life 1/4 turn ceramic disc valves for added durability and smooth control.  
High quality metal fixings for security and durability



Cinnamon

**Cinnamon Easyfit Sink Mixer**  
CNN EFSNK C  
PW NB  
Height 170mm  
Spout projection 225mm  
Unique patented Easyfit top fix design, for simple installation from above the sink.  
Swivel spout for easy use.  
Long life ceramic cartridge for added durability and smooth control.  
High quality metal fixings for security and durability

Bristan Group, Birch Coppice Business Park, Dordon, Tamworth, Staffordshire, B78 1SG  
Tel: 0330 026 6273 | Email: [contractenquiry@bristan.com](mailto:contractenquiry@bristan.com) | [www.bristan.com](http://www.bristan.com)

Whilst every care has been taken to ensure that the information included in this document was accurate at the time of printing, we reserve the right to change product specifications at any time without prior notice. The photographs reproduced in this publication are within the constraints of the printing process and are not to be used for matching purposes. Trustpilot rating correct at time of publication. Photographs are used for approximate representation only and may not show the actual products on offer. E&OE.

Part of the Bristan Group Limited. A MASCO company.  
Bristan Group Limited<sup>®</sup>. All rights reserved.

\*Selected products only. Please see [www.bristan.com/service-centre/guarantees](http://www.bristan.com/service-centre/guarantees) for more information on product guarantees.  
Information correct at 1st July 2024.